




www.italy-ontheroad.it

Safety on the car



Safety on the car and children in child seats.

General information and advices.




The use of safety belt and the seats for transporting of children has to be used correctly, it is fundamental to avoid death and casualties in case of road accident.


This is also for accidents around the cities or living areas.



One has to use the security seat belt correctly and to put the children correctly on its adequate baby seat based on their weight and on their age, fastening it correctly. This can save life or avoid being hurt in case of accident.

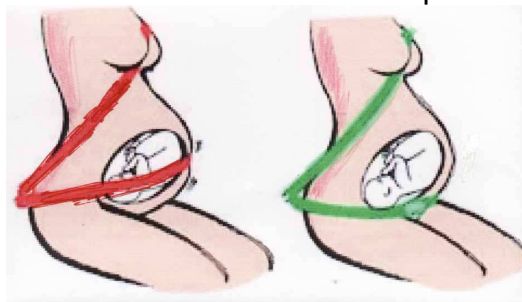


An impact from 50km/h is just like a fall from 3° floor.



An impact from 100km/h is just like a fall from 13° floor.

It is very important to use the security seat belt even when one is pregnant. The exemption from the use of security seat belt during pregnancy is liable on the bases of a medical certificate that shows conditions of risk consequences for using the security belt.



Red Belt: Position not correct.
Green Belt: Position correct and not dangerous.

For a safety and correct transport of a baby.

In busines, there exist a solution for every exigency: Seats for the growing one's (from 0 to 36 kg) it keeps one very busy to mount and most often more obstructing. In a long period more economical.



Baby seat for the handicap: It is available on a rotation base at 90° to facilitate the systemization of the child.



The system Isofix the come to fasten directly at the frame of the automobile with graft to bayonet and with a rapid unattached.

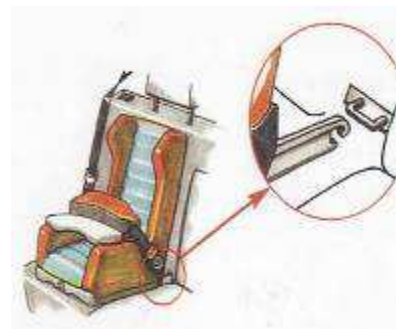
To present it:

Exclusion of error while fastening;

Absolute guarantee of security;

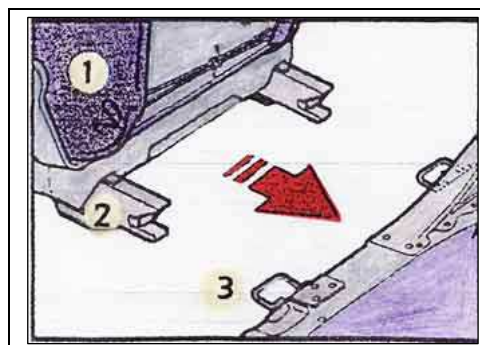
Approval for the universal use only for some models and for the semi-universal use (with the use of the security belt).

It can also be mounted in no time (top tether).



NEW '

Some of the systems mentioned may be fixed with ISOFIX.



1 piano seat

2 arm-fit

3 handles to fit

The European union distinguished 4 groups (or class) of adapted child seat to its various typology of child based on their weight and on their age.

	GROUP 0	GROUP 0+	GROUP 1	GROUP 2	GROUP 3
WEIGHT	Up to Kg 10	Up to Kg 13	a Kg 9 da Kg 18	a Kg 15 da Kg 25	a Kg 22 da Kg 36
AGE	Up to 9 months	Up to 18 months	a 9 months da about 4 years	a 3 da 7 years about	a 6 da 12 years about up to m.1,50

Group 0: Up to 10 Kg (from 0 to about 9 months of age.

Group 0+: Up to 13 Kg.

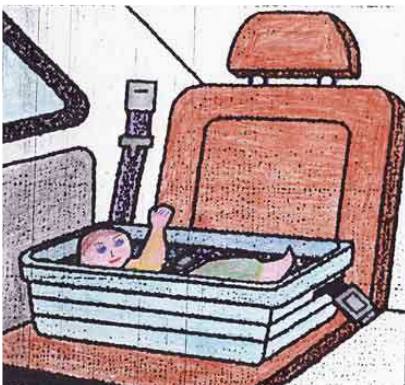
Group 0-1: up to about 15 Kg.



Group 0: up to 10 Kg.
Additional tank for the wheelchair.

Group 0-0+: up to 10-13 Kg.
Cot on wheelchair.

Group 0-1: up to about 15 Kg.
Rear seat.



Fixing its belt.



On seat belt with a 3 points.



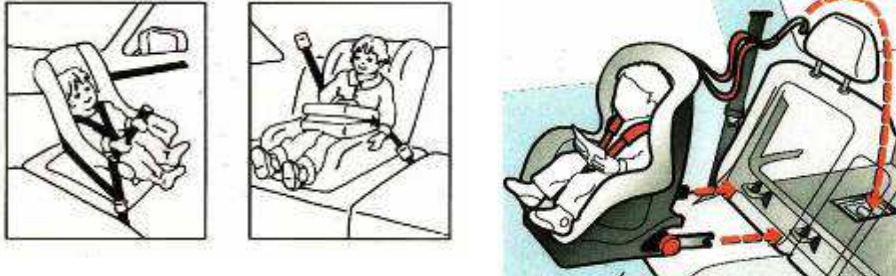
On seat belt with a 3 points or block basin belt and additional support.

The cradle on the left side, is adapted up to 10kg (group 0) and must be fitted out from joints around to the head of the child and of the abdominal front with one special buckle.

Special fastening consents to fix it to the front seat of the car between the 3 points belt of the car. The two child seats at the centre and at the right can be mounted on the back seat revolt towards the front part but only on cars that do not have airbag on the passengers side.

Remember always to mount the child seat against the wrong direction and that with airbag at the backside must use the child seat only with a front seat. Passing to the group seat of higher weight if the head of the baby goes beyond the edge of the seat.

Group 1: From 9 kg to 18 kg (from 9 months to about 4-5 years).



Group 1:

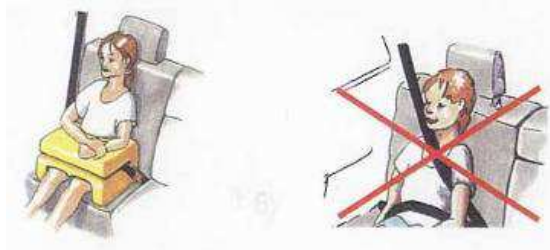
Kg 9-18. Isofix seat belt with 5 points, or Security table.



<p>Group 1: from 9 to 18 Kg. Belt system with 5 points.</p>	<p>Group 1: from 9 to 18 Kg. System crashes body.</p>	<p>Group 1-2: from 9 to 25 Kg. System with 3-point belt.</p>
<p>Partly on the seats with belt basin block.</p>	<p>Also on seat belt with basin block.</p>	<p>On seat belt with a 3 points.</p>

In this case, also one must pass to the group seat of higher weight only if the head of the baby goes beyond the edge of the seat. Remember very well that the baby seat has to be fixed very well at the car seat. Do not mount it too loose.

Group 2: from 15 kg to 25 kg (from about 4 years to 6-7 years).



For the grown up children the seat has a set-up function of raising the seat and it permits the correct passage of the belt that could be very stiff. Also, for children of these group, the position more secure is that on the front seat.



	<p>Group 2: from 15 to 25 Kg. System crashes body.</p> <p>Also on seat belt with basin block.</p> 
---	---

Even for children in this group the safest place is on the rear seats.

**Group 3: From 22 kg to about 36kg (from about 6 years up to about 12 years).
 Up to 1.50 m.**

<p>Group 2-3: from 15 to 36 Kg. Seat raised with support for sleep.</p>	<p>Group 2-3: from 15 to 36 Kg. Seat raised without support for sleep.</p>
 <p>On seat belt with a 3 points.</p>	 <p>On seat belt with a 3 points.</p>

Children that do not reach the height of 1.50m they must seat on a set-up seat with headrest and back.

From about 12 years and from 1.50m as for the adults must use the car seat belt; it must pass very stiff on the shoulder and around the life.




The belt must not be seen on the belly or on the neck; the headrest has to be regulated to the height of the top of the head.




Remember: You adhere yourself to the instruction for the use of the seats and the car; regulate the security seat belt based on the largeness of the child; the belt must always join to the body of the child (remove the jacket because it reduce the protective effect of the seat).




Only if it was used correctly the child seat saves the life of the baby.

Moving without seat belt; sanction 80.00 Euro and -5 points (removing 5 points from the driving license).

For a safety and correct transport.

		
<p>Group 0: up to 10 Kg. Additional tank for the wheelchair, fixing his belt.</p>	<p>Group 0 -0+: up to 10-13 Kg. Cot on wheelchair on a seat belt with 3 points.</p>	<p>Group 0 -1: up to about 15 Kg. Rear seat. seat belt on with a 3 points or block basin belt and additional support.</p>

		
<p>Group 1: 9 to 18 Kg. Belt system with 5 points, partly on seat belt with basin block.</p>	<p>Group 1: 9 to 18 Kg. System crashes body, also on seats with belt basin block.</p>	<p>Group 1-2: 9 to 25 Kg. System with 3-point belt on a seat belt with 3 points.</p>

		
<p>Group 2: 15 to 25 Kg. System crashes body, also on seats with belt basin block.</p>	<p>Group 2-3: 15 to 36 kg. Seat raised with support for sleeping on a seat belt with a 3 points.</p>	<p>Group 2-3: 15 to 36 kg. Seat raised without support for sleeping on a seat belt with 3 points.</p>

Up dated: 3 August 2015. *Manuela Bellelli.*

Thanks to: Nwaokeleme Julian

Reproduction accepted with indication of source.